

Copper-Catalyzed Etherification of Arene  
C–H Bonds

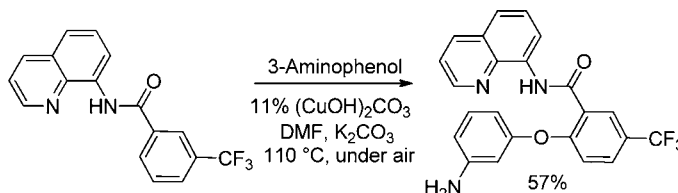
James Roane and Olafs Daugulis\*

Department of Chemistry, University of Houston, Houston, Texas 77204-5003,  
United States

olafs@uh.edu

Received October 8, 2013

## ABSTRACT



A method for direct, auxiliary-assisted alkoxylation and phenoxylation of  $\beta$ -sp<sup>2</sup> C–H bonds of benzoic acid derivatives and  $\gamma$ -sp<sup>2</sup> C–H bonds of amine derivatives is reported. The reaction employs (CuOH)<sub>2</sub>CO<sub>3</sub> catalyst, air as an oxidant, phenol or alcohol coupling partner, DMF, pyridine, or DMPU solvent, and K<sub>2</sub>CO<sub>3</sub>, tetramethylguanidine, or K<sub>3</sub>PO<sub>4</sub> base at 70–130 °C.

Carbon–hydrogen bond functionalization methodology is perhaps the most direct way to introduce functionality into organic molecules. In the past decade, significant advances in C–H activation and functionalization have been realized.<sup>1</sup> However, relatively scarce second- and third-row transition metals are most commonly used for these transformations. It would be beneficial if abundant first-row transition metals could replace their heavier analogues as catalysts for C–H bond functionalization.<sup>2</sup> Most examples of direct hydroxylation or etherification of sp<sup>2</sup> C–H bonds have been performed under palladium or ruthenium catalysis.<sup>3</sup> While copper-promoted oxygenation

of sp<sup>2</sup> C–H bonds has been studied in the context of evaluating mechanisms of oxidations by enzymes, catalytic applications of such reactions in synthetically relevant systems have been rare.<sup>4</sup> An early report by Reinaud showed that copper(II) mediates aromatic hydroxylation by trimethylamine *N*-oxide.<sup>4a</sup> More recently, Yu has shown that a number of nucleophiles, including water, can be coupled with 2-phenylpyridine by employing Cu(II) salts and oxygen oxidant.<sup>4b</sup> Subsequently, other groups have reported related copper-catalyzed sp<sup>2</sup> C–H bond functionalization reactions.<sup>4</sup> Martin has shown that copper-catalyzed hydroxylation of 2-phenylbenzoic acid is possible.<sup>5a</sup> This report is especially interesting since carboxylate functionality remains intact.<sup>5b</sup> We disclose here a general method for aminoquinoline and picolinamide-directed benzoic acid and amine derivative ortho-etherification by employing air as an oxidant.

In 2005, we introduced picolinic acid and 8-aminoquinoline auxiliaries for palladium-catalyzed C–H bond

(1) Reviews: (a) Colby, D. A.; Bergman, R. G.; Ellman, J. A. *Chem. Rev.* **2010**, *110*, 624. (b) Ackermann, L. *Chem. Rev.* **2011**, *111*, 1315. (c) Chen, X.; Engle, K. M.; Wang, D.-H.; Yu, J.-Q. *Angew. Chem., Int. Ed.* **2009**, *48*, 5094. (d) Daugulis, O.; Do, H.-Q.; Shabashov, D. *Acc. Chem. Res.* **2009**, *42*, 1074. (e) Alberico, D.; Scott, M. E.; Lautens, M. *Chem. Rev.* **2007**, *107*, 174. (f) Nakamura, E.; Yoshikai, N. *J. Org. Chem.* **2010**, *75*, 6061. (g) Yeung, C. S.; Dong, V. M. *Chem. Rev.* **2011**, *111*, 1215. (h) Sun, C.-L.; Li, B.-J.; Shi, Z.-J. *Chem. Commun.* **2010**, 677. (i) Li, C.-J. *Acc. Chem. Res.* **2009**, *42*, 335.

(2) (a) Kulkarni, A. A.; Daugulis, O. *Synthesis* **2009**, 4087. (b) Wendlandt, A. E.; Suess, A. M.; Stahl, S. S. *Angew. Chem., Int. Ed.* **2011**, *50*, 11062. (c) Allen, S. E.; Walvoord, R. R.; Padilla-Salinas, R.; Kozlowski, M. C. *Chem. Rev.* **2013**, *113*, 6234. (d) Hickman, A. J.; Sanford, M. S. *Nature* **2012**, *484*, 177.

(3) (a) Liu, W.; Ackermann, L. *Org. Lett.* **2013**, *15*, 3484. (b) Shan, G.; Yang, X.; Ma, L.; Rao, Y. *Angew. Chem., Int. Ed.* **2012**, *51*, 13070. (c) Gulevich, A. V.; Melkonyan, F. S.; Sarkar, D.; Gevorgyan, V. *J. Am. Chem. Soc.* **2012**, *134*, 5528. (d) Desai, L. V.; Stowers, K. J.; Sanford, M. S. *J. Am. Chem. Soc.* **2008**, *130*, 13285. (e) Thirunavukkarasu, V. S.; Ackermann, L. *Org. Lett.* **2012**, *14*, 6206. (f) Zhang, Y.-H.; Yu, J.-Q. *J. Am. Chem. Soc.* **2009**, *131*, 14654.

(4) (a) Reinaud, O.; Capdevielle, P.; Maumy, M. *J. Chem. Soc., Chem. Commun.* **1990**, 566. (b) Chen, X.; Hao, X.-S.; Goodhue, C. E.; Yu, J.-Q. *J. Am. Chem. Soc.* **2006**, *128*, 6790. (c) Hong, S.; Huber, S. M.; Gagliardi, L.; Cramer, C. C.; Tolman, W. B. *J. Am. Chem. Soc.* **2007**, *129*, 14190. (d) Wang, W.; Luo, F.; Zhang, S.; Cheng, J. *J. Org. Chem.* **2010**, *75*, 2415. (e) Liu, Q.; Wu, P.; Yang, Y.; Zeng, Z.; Liu, J.; Yi, H.; Lei, A. *Angew. Chem., Int. Ed.* **2012**, *51*, 4666. (f) Xu, R.; Wan, J.-P.; Mao, H.; Pan, Y. *J. Am. Chem. Soc.* **2010**, *132*, 15531.

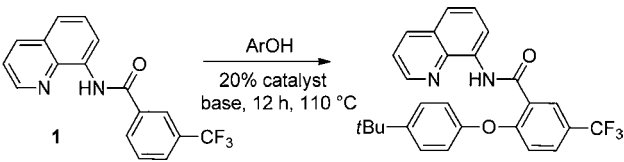
(5) (a) Gallardo-Donaire, J.; Martin, R. *J. Am. Chem. Soc.* **2013**, *135*, 9350. (b) Bhadra, S.; Dzik, W. I.; Gooßen, L. J. *Angew. Chem., Int. Ed.* **2013**, *52*, 2959.

functionalization.<sup>6</sup> Subsequently, these auxiliaries have been used by a number of groups for palladium-, nickel-, iron-, and ruthenium-catalyzed  $sp^2$  and  $sp^3$  C–H bond functionalization.<sup>7</sup> Recently, we have developed aminoquinoline- and picolinamide-directed, copper-catalyzed sulfonylation, amination, and fluorination of arene and heteroarene C–H bonds.<sup>8</sup> The common feature of these reactions is the coupling of a nucleophile with a C–H bond. We speculated that copper-catalyzed etherification of  $sp^2$  C–H bonds should be possible if aminoquinoline or picolinic acid directing groups are employed. Additionally, in an insightful mechanistic study of Cu(II)-mediated  $sp^2$  C–H bond oxidation, Stahl has reported the methoxylation of *N*-(8-quinolynyl)benzamide by employing methanol solvent and 2 equiv of Cu(OAc)<sub>2</sub>.<sup>9a</sup>

Reaction of 8-aminoquinoline 3-trifluoromethylbenzamide **1** was investigated with respect to Cu catalyst, oxidant, and base (Table 1). The conditions developed for arene amination<sup>8b</sup> resulted in a low yield of coupling product (entry 1). Replacing Ag<sub>2</sub>CO<sub>3</sub> with K<sub>2</sub>CO<sub>3</sub> was beneficial (entry 2), and the reaction could be run under an atmosphere of oxygen for additional increase of yield (entry 3). Interestingly, omission of NMO oxidant and running the reaction under air in an open flask was successful (entry 4). Furthermore, the yield could be increased if reaction time was decreased from 12 to 6 h (entry 5). Thus, the optimal reaction conditions involve 1 equiv of phenol, K<sub>2</sub>CO<sub>3</sub> base, 11% (22% based on Cu) of (CuOH)<sub>2</sub>CO<sub>3</sub> catalyst, DMF solvent, 110 °C, and air as oxidant.

The reaction scope with respect to phenols is presented in Table 2 and eq 1. Reactions were run on a 0.5 mmol scale. Electron-rich (entries 1, 8, and 9) and electron-poor (entries 3–6) phenols are reactive. The reactions tolerate most functional groups, such as thioether (entry 2), bromide (entry 4), chloride (entries 7 and 8), amino (entry 9), and even iodide (entry 5). Ester functionality is also

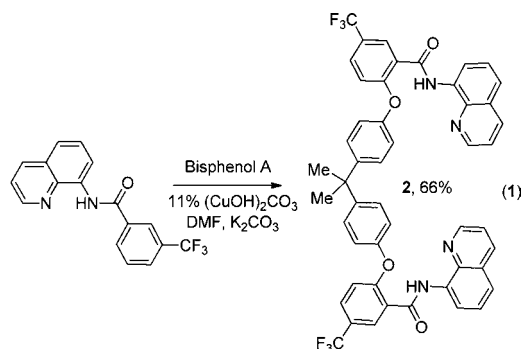
**Table 1.** Screening of Reaction Conditions<sup>a</sup>



| entry            | catalyst                            | base                            | oxidant            | yield (%) |
|------------------|-------------------------------------|---------------------------------|--------------------|-----------|
| 1 <sup>b</sup>   | Cu(OAc) <sub>2</sub>                | Ag <sub>2</sub> CO <sub>3</sub> | NMO                | 21        |
| 2 <sup>c</sup>   | Cu(OAc) <sub>2</sub>                | K <sub>2</sub> CO <sub>3</sub>  | NMO                | 64        |
| 3 <sup>c,d</sup> | Cu(OAc) <sub>2</sub>                | K <sub>2</sub> CO <sub>3</sub>  | NMO/O <sub>2</sub> | 67        |
| 4 <sup>e</sup>   | (CuOH) <sub>2</sub> CO <sub>3</sub> | K <sub>2</sub> CO <sub>3</sub>  | air                | 68        |
| 5 <sup>e,f</sup> | (CuOH) <sub>2</sub> CO <sub>3</sub> | K <sub>2</sub> CO <sub>3</sub>  | air                | 88        |

<sup>a</sup> Amide (0.1 mmol), phenol (0.1 mmol), catalyst (0.02 mmol), base (0.2 mmol). Yields determined by NMR of crude reaction mixtures. <sup>b</sup> NMO (*N*-methylmorpholine oxide) (0.2 mmol), NMP solvent. <sup>c</sup> NMO (0.2 mmol), DMF solvent. <sup>d</sup> Under 1 atm of O<sub>2</sub>. <sup>e</sup> Reaction open to air, 11 mol % catalyst (22% Cu). <sup>f</sup> Isolated yield, reaction time 6 h.

tolerated (entry 6). *Ortho*-substituted phenols are reactive (entry 8). Interestingly, bisphenol A can be used and double arylation product **2** was isolated in 66% yield (eq 1). The yields range from good to excellent, and reaction times are 2–8 h. A 3.2 mmol scale reaction of **1** with 4-*tert*-butylphenol afforded 73% isolated yield of product (entry 1).



Reaction scope with respect to aliphatic alcohols is presented in Table 3. Optimal base for alkoxylation is tetramethylguanidine (TMG), and the best results were obtained by employing 5 equiv of alcohol in pyridine solvent. Air was used as an oxidant. Simple primary alkyl alcohols such as cyclopropylmethanol afford good yields of the product (entry 1). Trifluoromethanol (entry 2) and allyl alcohol (entry 3) are reactive, and coupling products were isolated in 73 and 71% yields. More complex structures such as carbitol (entry 4), cinchonine (entry 5), and ethyl lactate (entry 6) gave products in fair to excellent yields. The latter examples show that aliphatic esters, amines, esters, and polyethers are tolerated in the reaction. Reaction with trifluoroethanol was carried out in closed vessel pressurized with O<sub>2</sub> due to volatility of the alcohol.

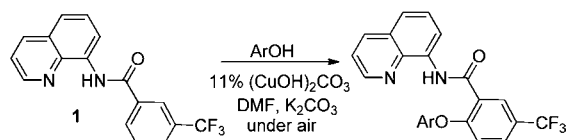
The reaction scope with respect to aminoquinoline benzamides is presented in Table 4. Cyano- (entry 1), trifluoromethyl- (entry 2), nitro- (entry 3), and methoxy-substituted (entries 4 and 5) amides are reactive, and

(6) (a) Zaitsev, V. G.; Shabashov, D.; Daugulis, O. *J. Am. Chem. Soc.* **2005**, *127*, 13154. (b) Shabashov, D.; Daugulis, O. *J. Am. Chem. Soc.* **2010**, *132*, 3965. (c) Nadres, E. T.; Daugulis, O. *J. Am. Chem. Soc.* **2012**, *134*, 7.

(7) (a) He, G.; Lu, C.; Zhao, Y.; Nack, W. A.; Chen, G. *Org. Lett.* **2012**, *14*, 2944. (b) He, G.; Zhao, Y.; Zhang, S.; Lu, C.; Chen, G. *J. Am. Chem. Soc.* **2012**, *134*, 3. (c) Zhang, S.-Y.; He, G.; Zhao, Y.; Wright, K.; Nack, W. A.; Chen, G. *J. Am. Chem. Soc.* **2012**, *134*, 7313. (d) Gou, F.-R.; Wang, X.-C.; Huo, P.-F.; Bi, H.-P.; Guan, Z.-H.; Liang, Y.-M. *Org. Lett.* **2009**, *11*, 5726. (e) Gutekunst, W. R.; Gianatassio, R.; Baran, P. S. *Angew. Chem., Int. Ed.* **2012**, *51*, 7507. (f) Ano, Y.; Tobisu, M.; Chatani, N. *J. Am. Chem. Soc.* **2011**, *133*, 12984. (g) Gutekunst, W. R.; Baran, P. S. *J. Am. Chem. Soc.* **2011**, *133*, 19076. (h) Reddy, B. V. S.; Reddy, L. R.; Corey, E. J. *Org. Lett.* **2006**, *8*, 3391. (i) Aihara, Y.; Chatani, N. *J. Am. Chem. Soc.* **2013**, *135*, 5308. (j) Nishino, M.; Hirano, K.; Satoh, T.; Miura, M. *Angew. Chem., Int. Ed.* **2013**, *52*, 4457. (k) Shang, R.; Ilies, L.; Matsumoto, A.; Nakamura, E. *J. Am. Chem. Soc.* **2013**, *135*, 6030.

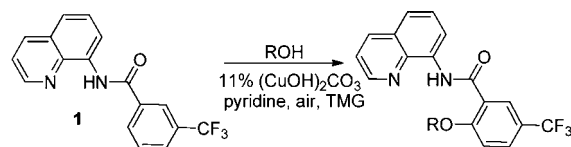
(8) (a) Tran, L. D.; Popov, I.; Daugulis, O. *J. Am. Chem. Soc.* **2012**, *134*, 18237. (b) Tran, L. D.; Roane, J.; Daugulis, O. *Angew. Chem., Int. Ed.* **2013**, *52*, 6043. (c) Truong, T.; Klimovica, K.; Daugulis, O. *J. Am. Chem. Soc.* **2013**, *135*, 9342.

(9) (a) Suess, A. M.; Ertem, M. Z.; Cramer, C. J.; Stahl, S. S. *J. Am. Chem. Soc.* **2013**, *135*, 9797. (b) Ribas, X.; Jackson, D. A.; Donnadieu, B.; Mahia, J.; Parella, T.; Xifra, R.; Hedman, B.; Hodgson, K. O.; Llobet, A.; Stack, T. D. P. *Angew. Chem., Int. Ed.* **2002**, *41*, 2991. (c) Huffman, L. M.; Stahl, S. S. *J. Am. Chem. Soc.* **2008**, *130*, 9196. (d) King, A. E.; Huffman, L. M.; Casitas, A.; Costas, M.; Ribas, X.; Stahl, S. S. *J. Am. Chem. Soc.* **2010**, *132*, 12068. (e) Campbell, A. N.; Stahl, S. S. *Acc. Chem. Res.* **2012**, *45*, 851.

**Table 2.** Reaction Scope with Respect to Phenols<sup>a</sup>

| entry          | phenol                      | product | yield, %              |
|----------------|-----------------------------|---------|-----------------------|
| 1              | 4- <i>t</i> Bu-phenol       |         | 88<br>73 <sup>b</sup> |
| 2              | 4-SMe-phenol                |         | 75                    |
| 3              | 3-CF <sub>3</sub> -phenol   |         | 55                    |
| 4              | 4-Br-phenol                 |         | 78                    |
| 5              | 3-I-phenol                  |         | 56                    |
| 6              | 3-CO <sub>2</sub> Et-phenol |         | 84                    |
| 7              | 3-Cl-4-Me-phenol            |         | 77                    |
| 8              | 2-Cl-4-MeO-phenol           |         | 78                    |
| 9 <sup>c</sup> | 3-amino-phenol              |         | 57                    |

<sup>a</sup> Conditions: scale, 0.5 mmol; time, 2–8 h; 1/1 amide/phenol ratio, 110 °C, 11% catalyst = 22 mol % Cu. See the Supporting Information for details. <sup>b</sup> Scale: 3.2 mmol, 5.5 mol % (CuOH)<sub>2</sub>CO<sub>3</sub>. <sup>c</sup> Amide/phenol ratio: 1/2.

**Table 3.** Reaction Scope with Respect to Aliphatic Alcohols<sup>a</sup>

| entry          | alcohol                           | product | yield, % |
|----------------|-----------------------------------|---------|----------|
| 1              | cyclopropyl-methanol              |         | 75       |
| 2 <sup>b</sup> | HOCH <sub>2</sub> CF <sub>3</sub> |         | 73       |
| 3              | allyl alcohol                     |         | 68       |
| 4              | carbitol                          |         | 72       |
| 5              | cinchonine                        |         | 85       |
| 6              | ethyl lactate                     |         | 39       |

<sup>a</sup> Conditions: scale, 0.5 mmol; time, 12–16 h; 1/5 amide/alcohol ratio, 110 °C, 11% catalyst = 22 mol % Cu. See the Supporting Information for details. <sup>b</sup> Closed vessel pressurized with O<sub>2</sub>.

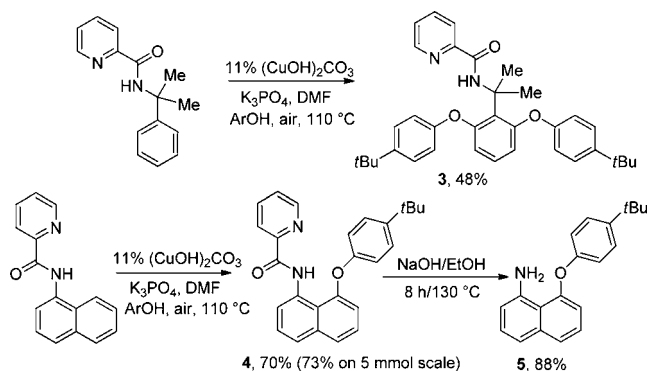
monosubstitution products are obtained in moderate to good yields. Heterocyclic amides are compatible with the reaction conditions (entries 7 and 8). In contrast with aminoquinoline benzamide amination where diamination products were not observed,<sup>8b</sup> bis-phenoxylation is possible by employing higher phenol/amide ratios and DMPU solvent (entry 8). The disubstitution product was obtained in 47% yield.

Picolinamide can also serve as a directing group (Scheme 1). Thus, α,α-dimethylbenzylamine picolinamide can be phenoxylation in moderate yield at 130 °C by employing (CuOH)<sub>2</sub>CO<sub>3</sub> catalyst, K<sub>3</sub>PO<sub>4</sub> base, and DMF solvent. 1-Naphthylamine picolinamide phenoxylation occurs at the 8-position, and the product was

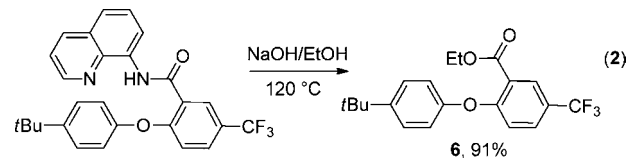
**Table 4.** Reaction Scope with Respect to Amides<sup>a</sup>

| entry          | Ar   | product | yield, % |
|----------------|--|---------|----------|
| 1              | 4-CNC <sub>6</sub> H <sub>4</sub>                    |         | 55       |
| 2              | 4-CF <sub>3</sub> C <sub>6</sub> H <sub>4</sub>      |         | 74       |
| 3              | 4-NO <sub>2</sub> C <sub>6</sub> H <sub>4</sub>      |         | 59       |
| 4              | 3,4-(OMe) <sub>2</sub> C <sub>6</sub> H <sub>4</sub> |         | 57       |
| 5              | 3-MeOC <sub>6</sub> H <sub>4</sub>                   |         | 54       |
| 6              | 3-MeC <sub>6</sub> H <sub>4</sub>                    |         | 60       |
| 7              | 4-C <sub>5</sub> H <sub>4</sub> N                    |         | 51       |
| 8 <sup>b</sup> | 4-C <sub>5</sub> H <sub>4</sub> N                    |         | 47       |

<sup>a</sup> Conditions: scale, 0.5 mmol; time, 9–12 h; 1/1 amide/alcohol ratio, 70–110 °C, 11% catalyst = 22 mol % Cu. See the Supporting Information for details. <sup>b</sup> Amide/alcohol ratio: 1/3, DMPU solvent.

**Scheme 1.** Picolinic Acid Directing Group

isolated in 70% (0.5 mmol scale reaction) or 73% yield (5 mmol scale reaction). The reactions can be scaled up at least 10-fold without loss of yield. The directing group can be removed by base hydrolysis affording 8-aryloxy-naphthylamine **5** in high yield. Aminoquinoline auxiliary can be removed as well (eq 2).



In conclusion, we have developed a method for direct, auxiliary-assisted alkoxylation and phenoxylation of  $\beta$ -sp<sup>2</sup> C–H bonds of benzoic acid derivatives and  $\gamma$ -sp<sup>2</sup> C–H bonds of amine derivatives. The reaction employs Cu<sub>2</sub>(OH)<sub>2</sub>CO<sub>3</sub> catalyst, air as an oxidant, phenol or alcohol as coupling partner, DMF, pyridine, or DMPU solvent, and K<sub>2</sub>CO<sub>3</sub>, tetramethylguanidine, or K<sub>3</sub>PO<sub>4</sub> base at 70–130 °C. The method is advantageous compared to the existing sp<sup>2</sup> C–H bond etherification procedures due to utilization of inexpensive copper basic carbonate (malachite) catalyst and a removable directing group. The method shows high generality and functional group tolerance, with ester, amine, nitro, nitrile, and halogen functionalities compatible with the reaction conditions.

**Acknowledgment.** We thank the Welch Foundation (Grant No. E-1571), the NIGMS (Grant No. R01GM077635), and the Camille and Henry Dreyfus Foundation for supporting this research.

**Supporting Information Available.** Detailed experimental procedures and characterization data for new compounds. This material is available free of charge via the Internet at <http://pubs.acs.org>.

The authors declare no competing financial interest.